



www.monoequip.com



AZTEC

DONUT FRYER PLC VERSION

— **SPARES MANUAL** —

MACHINE NO.FG059

When ordering spares please quote the **machine serial number** which can be found on the silver information plate of the machine and on the front cover of your manual.



MONO EQUIPMENT
Queensway
Swansea West Industrial Estate
Swansea. SA5 4EB UK

Tel. +44(0)1792 561234
email: spares@monoequip.com
Spares Tel. +44(0)1792 564039
Fax. 01792 561016

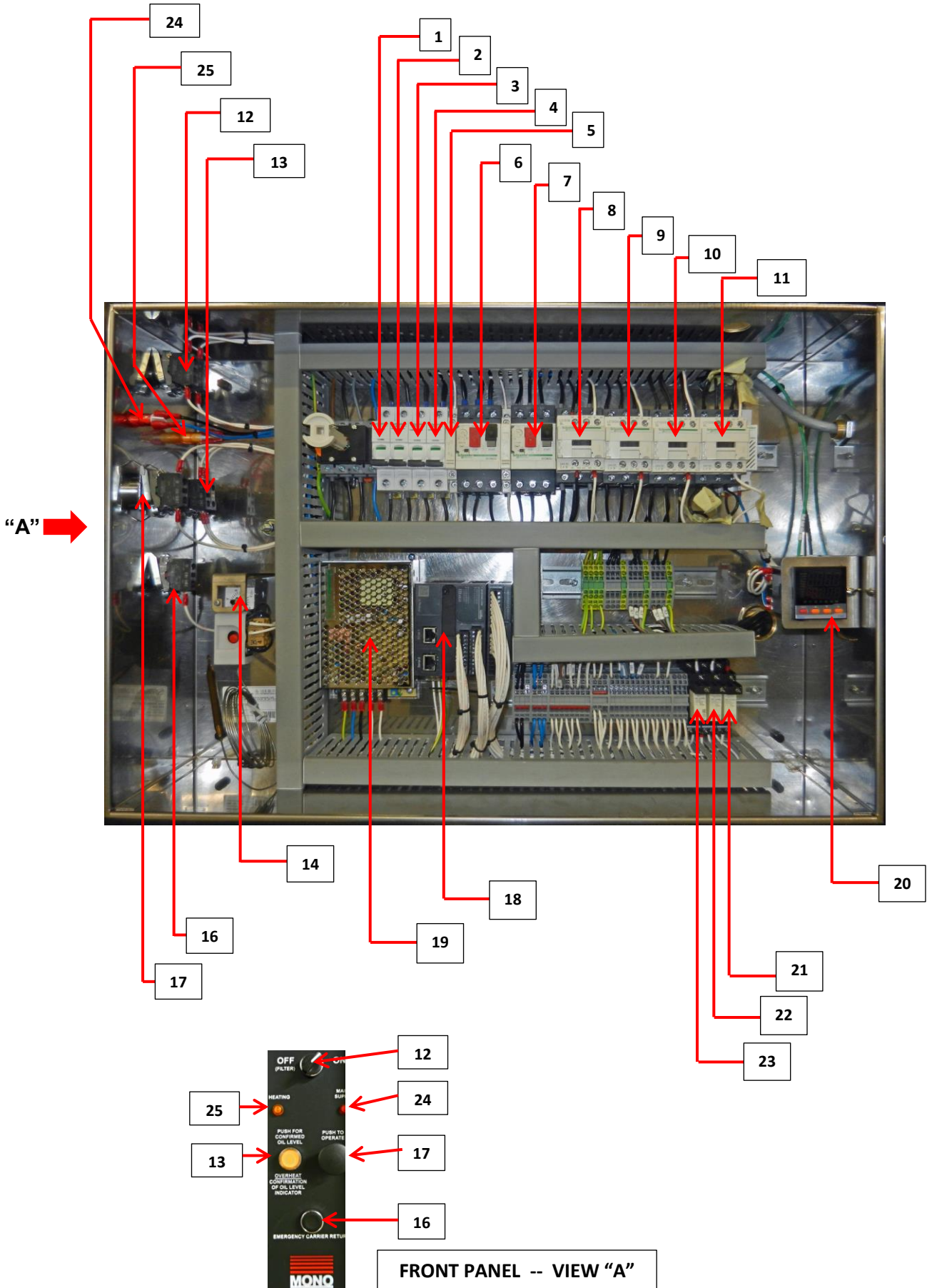
AZTEC FRYER SPARES

	PAGE
MAIN COMPONENT PARTS LAYOUT	- 3
ELECTRICAL BOX PARTS LAYOUT	- 4
ELECTRICAL BOX PART NUMBERS	- 5
CARRIER LIFT DRIVE PARTS	- 6
FILTER SYSTEM PARTS	- 7
PUMP AND FITTINGS	- 8
PUMP CONNECTIONS AND TAP FITTINGS	- 9
ELEMENT BOX PARTS	- 10
CARRIER/TURNOVER PARTS	- 11

MAIN COMPONENTS PARTS




ELECTRICAL BOX PARTS LAYOUT



ELECTRICAL BOX PART NUMBERS

ITEM	PART NUMBER	DESCRIPTION	QTY
1	B872-22-062	CONTROL MCB	1
2	B872-22-008	HEATING MCB	1
3	B872-22-008	HEATING MCB	1
4	B872-22-008	HEATING MCB	1
5	B801-14-012	AUX CONTACT BLOCK	1
6	B801-03-018	PUMP MOTOR STARTER	1
7	B801-03-020	MAIN MOTOR STARTER	1
8	B801-08-021	HEATING ELEMENT CONTACTOR	1
9	B801-08-031	PUMP CONTACTOR	1
10	B801-08-031	CARRIER MOTOR UP CONTACTOR	1
11	B801-08-031	CARRIER MOTOR DOWN CONTACTOR	1
12	WAITING ELECTRICAL DEPT CONFIRMATION		
13	WAITING ELECTRICAL DEPT CONFIRMATION		
14	B873-30-001	OVERHEAT THERMOSTAT	1
16	WAITING ELECTRICAL DEPT CONFIRMATION		
17	WAITING ELECTRICAL DEPT CONFIRMATION		
18	WAITING ELECTRICAL DEPT CONFIRMATION		
19	B801-93-005	POWER SUPPLY	1
20	B817-91-002	TEMPERATURE CONTROLLER	1
21	B801-37-001	VALVE OPEN RELAY	1
22	B801-37-001	VALVE CLOSE RELAY	1
23	B801-37-001	BUZZER RELAY	1
24	B842-43-001	RED INDICATOR LIGHT	1
25	B842-43-002	AMBER INDICATOR LIGHT	1

CARRIER LIFT DRIVE PARTS



DRIVESHAFT AND NUT (MATCHED)
029-18-03400

SCREW NUT ONLY
029-18-03700

THRUST BEARING
A900-06-016

FLEXIBLE COUPLING
029-04-03000

MOTOR
B859-74-033

A BEARING
P700-05-021
HOUSING
A900-06-185

B BEARING
P700-05-022
HOUSING
A900-06-185

C LIMIT SWITCH
B801-11-013
OPERATING HEAD
B801-45-005

FILTER SYSTEM PARTS

DRAIN TANK PARTS

SILICONE HOSE, 350MM LONG
A900-23-034


POWERED BALL VALVE
A900-34-389

FILTER BAG
A900-30-018

BRAIDED HOSE, 550MM LONG
A900-23-026

RUNNER WHEEL
A900-20-038

MESH FILTER
A900-34-305




PUMP AND FITTINGS


CONNECTIONS FITTING LIST ON NEXT PAGE

3-WAY BALL VALVE
A900-34-135

STAINLESS STEEL CONVOLUTED HOSE
029-19-02100



REAR VIEW



SWITCH BRACKET
029-19-00900


LIMIT SWITCH
B801-11-014



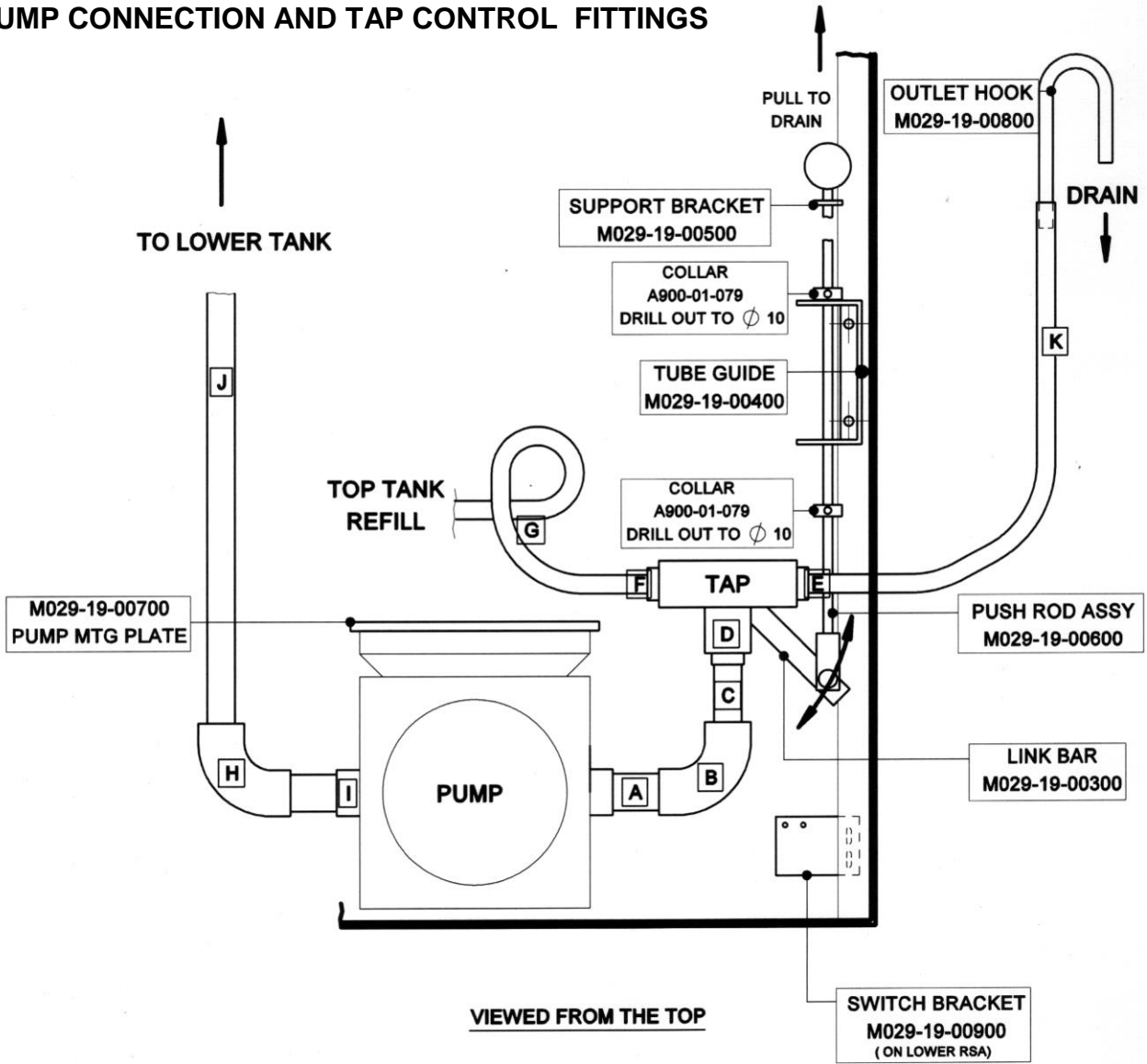
BRAIDED HOSE, 750MM LONG
A900-23-026

PUMP (FOR PLC VERSION)
B754-74-003

OUTLET HOOK
029-19-00800




PUMP CONNECTION AND TAP CONTROL FITTINGS



- A** A900-34-291 1/4BSP X 1/4BSPT + COPPER WASHER
- B** A900-34-290 1/4BSP X 1/4BSP ELBOW
- C** A900-34-246 1/4M X 1/4F
- D** A900-34-247 1/4M X 1/2TM
- E** A900-34-292 1/2BSPT X 3/8 BARB
- F** A900-34-248 1/2 BSPT X 3/8 MALE NIPPLE
- G** 029-19-02100 METALLIC CONVOLUTED HYDRAULIC HOSE
- H** A900-23-031 3/8 ELBOW
- I** A900-23-030 1/4BSP X 3/8BSPT + COPPER WASHER
- J** M029-19-05900 3/8BSPT X 450 LG
- K** A900-23-032 FLEX TUBING

ELEMENT BOX PARTS



ELEMENTS
B906-04-001

TEMP STATS
B888-30-015


CARRIER SENSOR
B801-99-015

STAINLESS STEEL
CABLE TIE
B842-62-020



ELEMENT BOX LID
029-25-36100

CARRIER/TURNOVER PARTS



WHEEL
A900-20-038

1



7-LANE TURNOVER DEVICE ASSEMBLY
059-19-00000

8-LANE TURNOVER DEVICE ASSEMBLY
029-18-00000

2



7-LANE SPLITTER UNIT
059-19-00000

8-LANE SPLITTER UNIT
029-15-00000