



www.monoequip.com



**ELECTRONIC FILLER UNIT
(JAMMER)
SPARES MANUAL
MACHINE NO.FG053**

When ordering spares please quote the **machine serial number** which can be found on the silver information plate of the machine and on the front cover of your manual.

MONO EQUIPMENT
Queensway
Swansea West Industrial Estate
Swansea. SA5 4EB UK

Tel. +44(0)1792 561234
email:spares@monoequip.com
Spares Tel.+44(0)1792 564039
Fax. 01792 561016

SECTION 1
Page 3

EXTERNAL PARTS
Hopper etc

SECTION 2
Page 7

INTERNAL PARTS
Motor etc

SECTION 3
Page 10

REAR PARTS (US ONLY)
On/off switch etc

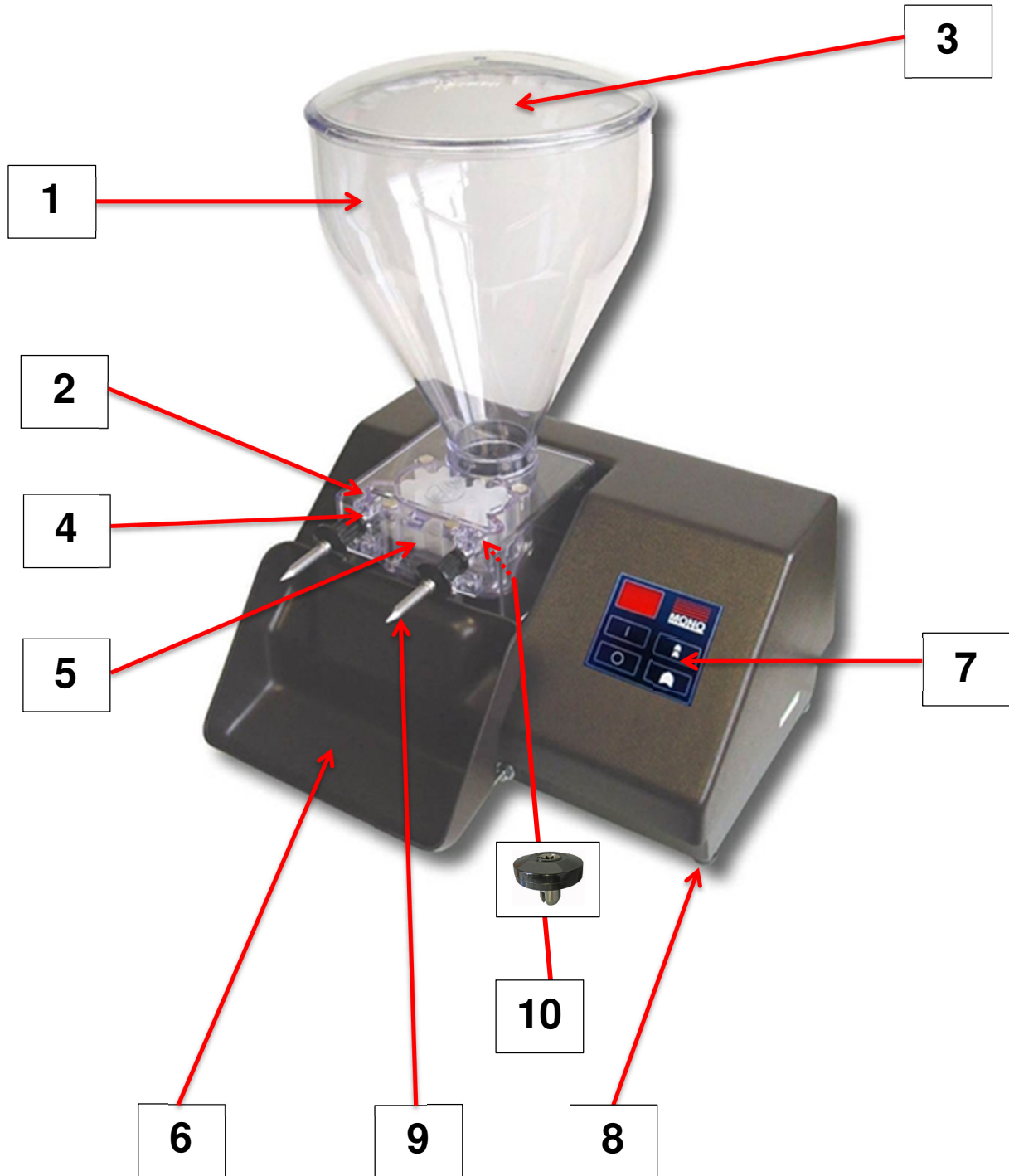


WARNING

- Isolate the FG053 and disconnect from the mains supply before attempting any maintenance or fault investigation

SECTION 1

EXTERNAL PARTS



Part numbers and descriptions are on the following pages

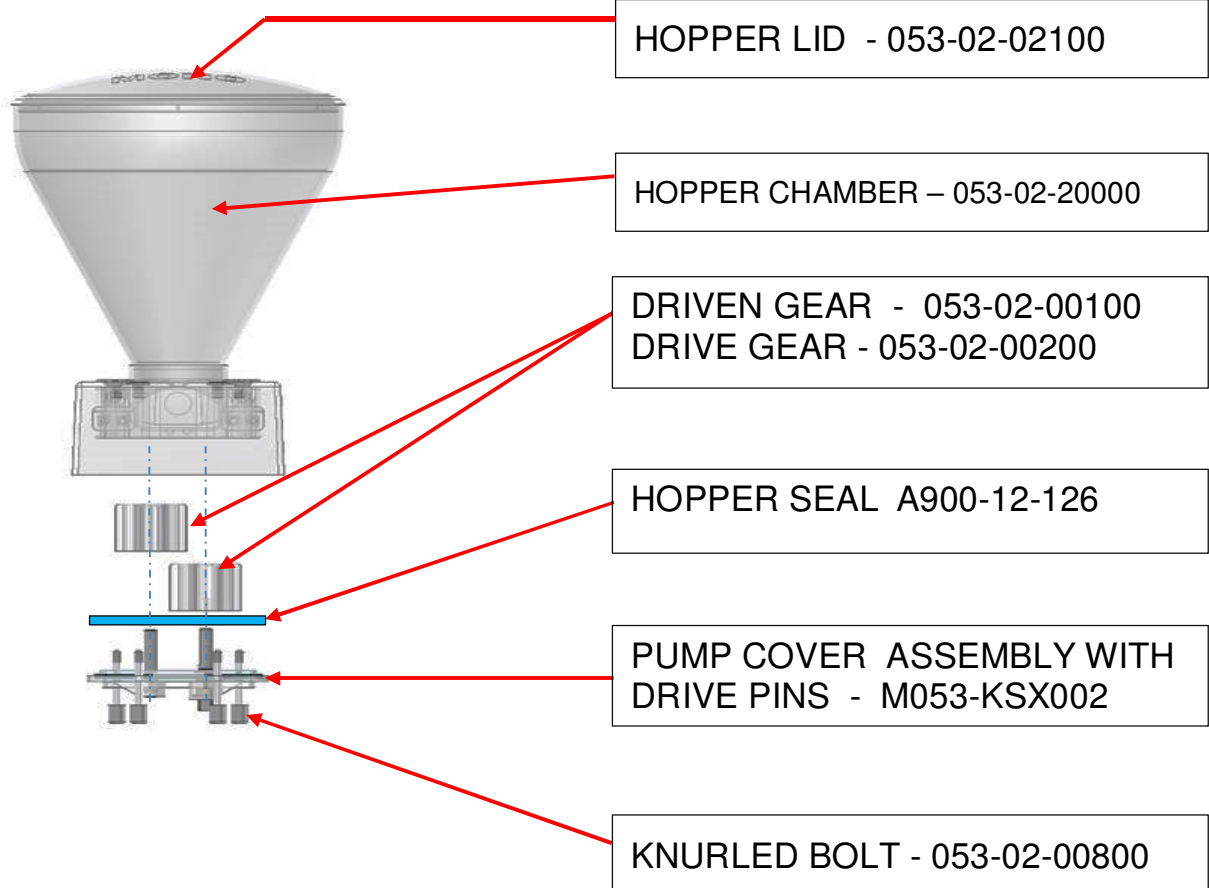


HOPPER, COMPLETE ASSEMBLY

PART NUMBER 053-02-02000


Consisting of parts below:

PARTS CAN BE ORDERED INDIVIDUALLY



OTHER FILLER UNIT PARTS AVAILABLE:

 A yellow plastic hopper pump cover with two circular openings, one with a metal pin inserted.	HOPPER PUMP COVER Complete with pins M053-KSX002	2
 A clear, circular plastic hopper lid with a slightly raised rim.	HOPPER LID 053-02-02100	3
 Four silver-colored knurled bolts standing upright in a row.	KNURLED BOLT 053-02-00800	4
 A yellow, irregularly shaped plastic hopper seal with a thick, flexible appearance.	HOPPER SEAL A900-12-126	5
 A dark grey metal actuating tray with a rectangular shape and a central raised section.	ACTUATING TRAY 053-01-30100	6



MEMBRANE PANEL
B902-89-004

7




RUBBER FOOT
B900-18-098

8



M053-03-03900 8.0mm diameter -- SHORT
M053-03-03904 10.0mm diameter -- LONG
M053-03-04700 11.0mm diameter -- SHORT



M053-03-04600 4 prong nozzle



M053-03-05000 4 prong nozzle protection cap

NOZZLE

9






MOTOR DRIVE SHAFT
M053-01D05300


10


SECTION 2

INTERNAL PARTS



	<p>ACTUATING SWITCH B765-07-001</p>	<p>10</p>
	<p>ACTUATING SWITCH RUBBER COVER B765-07-001</p>	

	<p>B917-93-011 US version B917-93-001 UK version</p>	<p>PCB 11</p>
--	--	---------------------------------

	<p>EMI FILTER B773-48-002</p>	<p>12</p>
---	--	------------------



US only -- GEAR MOTOR **13**

B892-74-015 (18:1) FG053-Z01
 B892-74-014 (12:1) FG053-Z02



14

Capacitor B842-23-012




15

Resistor supplied with cable as assembly 053-25-10300



GEAR MOTOR **13**


B892-74-006



14

For NON-US version:

Capacitor 14 and resistor 15
 Supplied as:
 Loom assembly 053-25-10800




15

SECTION 3

REAR PARTS (US ONLY)

NOTE: THE NON-US VERSION HAS A BLANKING PLATE AT THE REAR



TOGGLE SWITCH 16
B765-07-002



FUSE 17
A900-85-009



FOOT SWITCH 18
B842-07-032
**FOOT SWITCH
SOCKET AND LOOM**
053-25-10200