



www.monoequip.com



**ELECTRONIC FILLER UNIT
(JAMMER)
SPARES MANUAL
MACHINE NO.FG053**

When ordering spares please quote the **machine serial number** which can be found on the silver information plate of the machine and on the front cover of your manual.

MONO EQUIPMENT
Queensway
Swansea West Industrial Estate
Swansea. SA5 4EB UK

Tel. +44(0)1792 561234
email:spares@monoequip.com
Spares Tel.+44(0)1792 564039
Fax. 01792 561016

SECTION 1

Page 3

EXTERNAL PARTS

Hopper etc

SECTION 2

Page 7

INTERNAL PARTS

Motor etc

SECTION 3

Page 10

REAR PARTS (US ONLY)

On/off switch etc




WARNING

- Isolate the FG053 and disconnect from the mains supply before attempting any maintenance or fault investigation

SECTION 1

EXTERNAL PARTS



Part numbers and descriptions are on the following pages

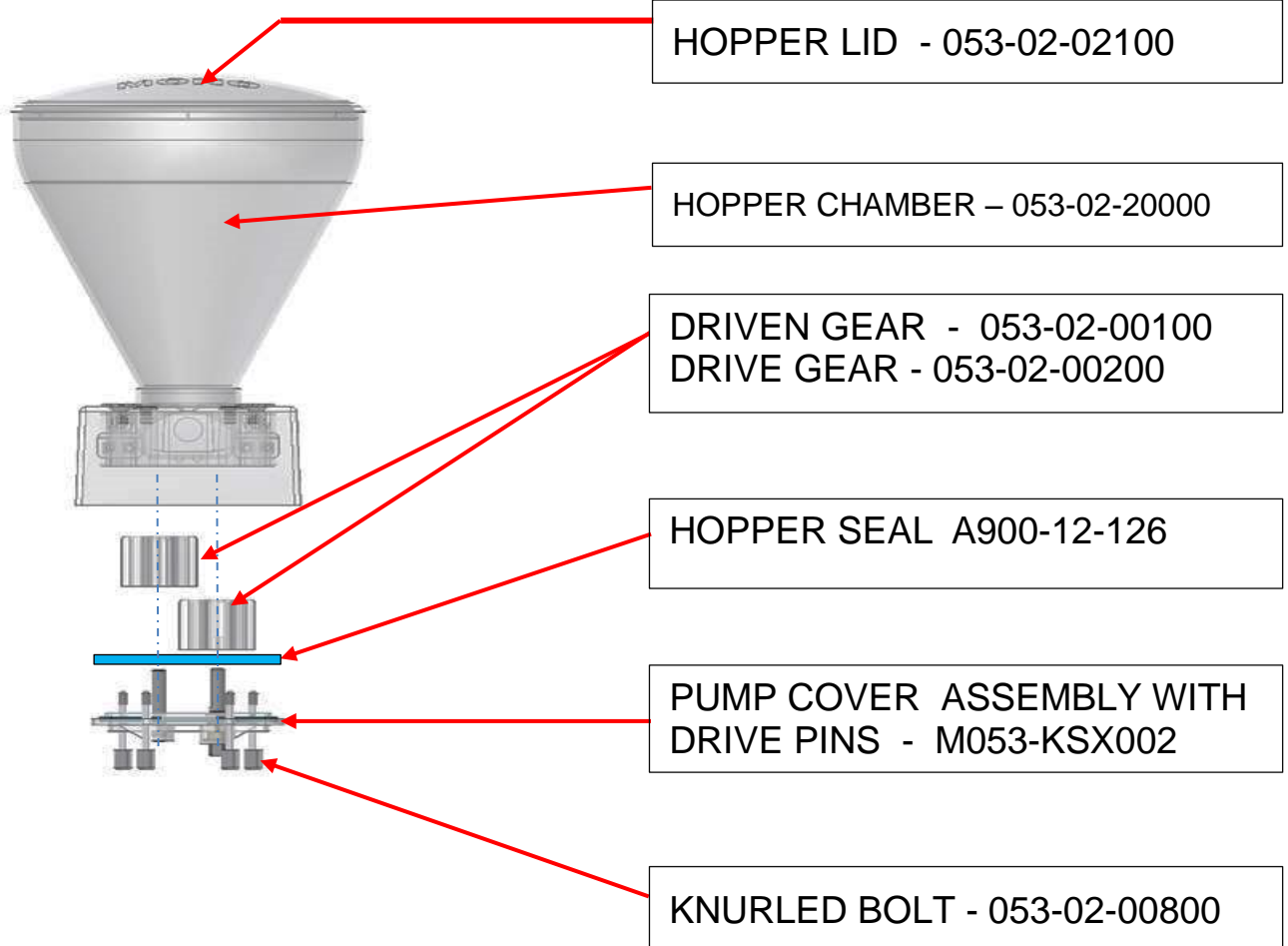


HOPPER, COMPLETE ASSEMBLY






PART NUMBER 053-02-02000


Consisting of parts below:

PARTS CAN BE ORDERED INDIVIDUALLY



OTHER FILLER UNIT PARTS AVAILABLE:

	HOPPER PUMP COVER Complete with pins M053-KSX002	2
	HOPPER LID 053-02-02100	3
	KNURLED BOLT 053-02-00800	4
	HOPPER SEAL A900-12-126	5
	ACTUATING TRAY 053-01-30100	6



MEMBRANE PANEL
B902-89-004

7



RUBBER FOOT
B900-18-098


8



NOZZLE

9

- M053-03-03900 8.0mm diameter -- SHORT
- M053-03-03904 10.0mm diameter -- LONG
- M053-03-04700 11.0mm diameter -- SHORT



M053-03-04000 4 prong nozzle



M053-03-05000 4 prong nozzle protection cap




MOTOR DRIVE SHAFT
M053-01D05300

10

SECTION 2

INTERNAL PARTS






ACTUATING SWITCH
B765-07-001

10

**ACTUATING SWITCH
RUBBER COVER**
B765-18-001



B917-93-011 US version
B917-93-001 UK version

PCB

11



EMI FILTER
B773-48-002

12



US only -- GEAR MOTOR

13

B892-74-015 (18:1) FG053-Z01
B892-74-014 (12:1) FG053-Z02



14

Capacitor B842-23-012



15

Resistor supplied with cable as
assembly 053-25-10300



GEAR MOTOR

13

B892-74-006




14

For NON-US version:

Capacitor 14 and resistor 15

Supplied as:

Loom assembly 053-25-10800





15


SECTION 3

REAR PARTS (US ONLY)

NOTE: THE NON-US VERSION HAS A BLANKING PLATE AT THE REAR



	TOGGLE SWITCH B765-07-002	16
--	-------------------------------------	-----------

	FUSE A900-85-009	17
---	----------------------------	-----------

	FOOT SWITCH B842-07-032 FOOT SWITCH SOCKET AND LOOM 053-25-10200	18
---	---	-----------