



www.monoequip.com



METRO MOULDER

SPARES MANUAL

MACHINE NO.FG021

When ordering spares please quote the **machine serial number** which can be found on the silver information plate of the machine and on the front cover of your manual.

MONO EQUIPMENT
Queensway
Swansea West Industrial Estate
Swansea. SA5 4EB UK

Tel. +44(0)1792 561234
email:spares@monoequip.com
Spares Tel.+44(0)1792 564039
Fax. 01792 561016

INDEX

SECTION A ROLLER-DRIVE PARTS
Page 4 Sprockets etc

SECTION B MAIN DRIVE PARTS
Page 5 Drive Belt etc

SECTION C OFFTAKE AREA
Page 6 Side guides etc

SECTION D INFEEED PARTS
Page 7 Moulding rollers etc

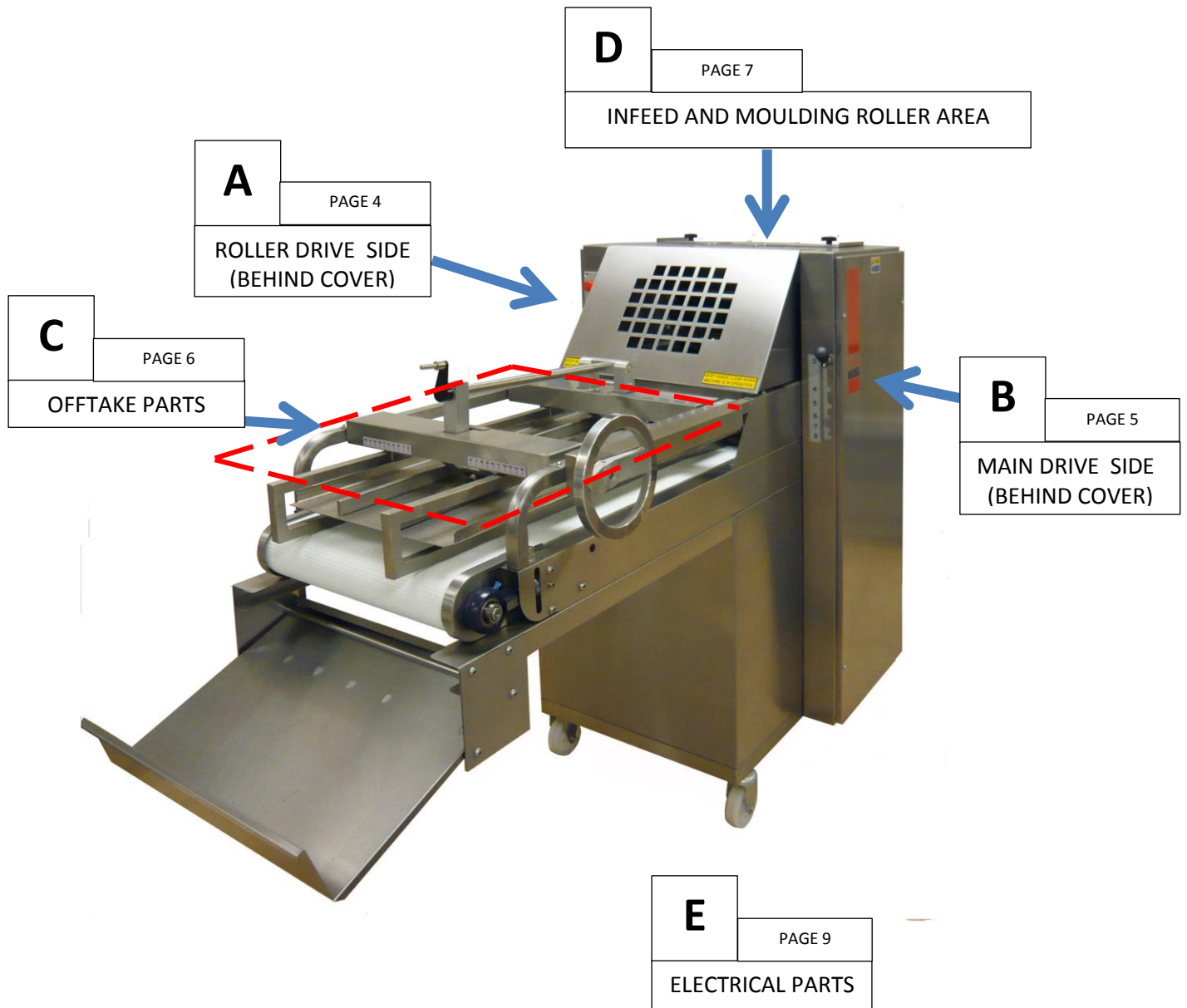
SECTION E ELECTRICAL PARTS
Page 9 Motor etc




WARNING

Isolate the machine and disconnect from the mains supply before attempting any maintenance or fault investigation

AREAS DETAILED ON THE FOLLOWING PAGES




AROLLER DRIVE SIDE
(BEHIND COVER)

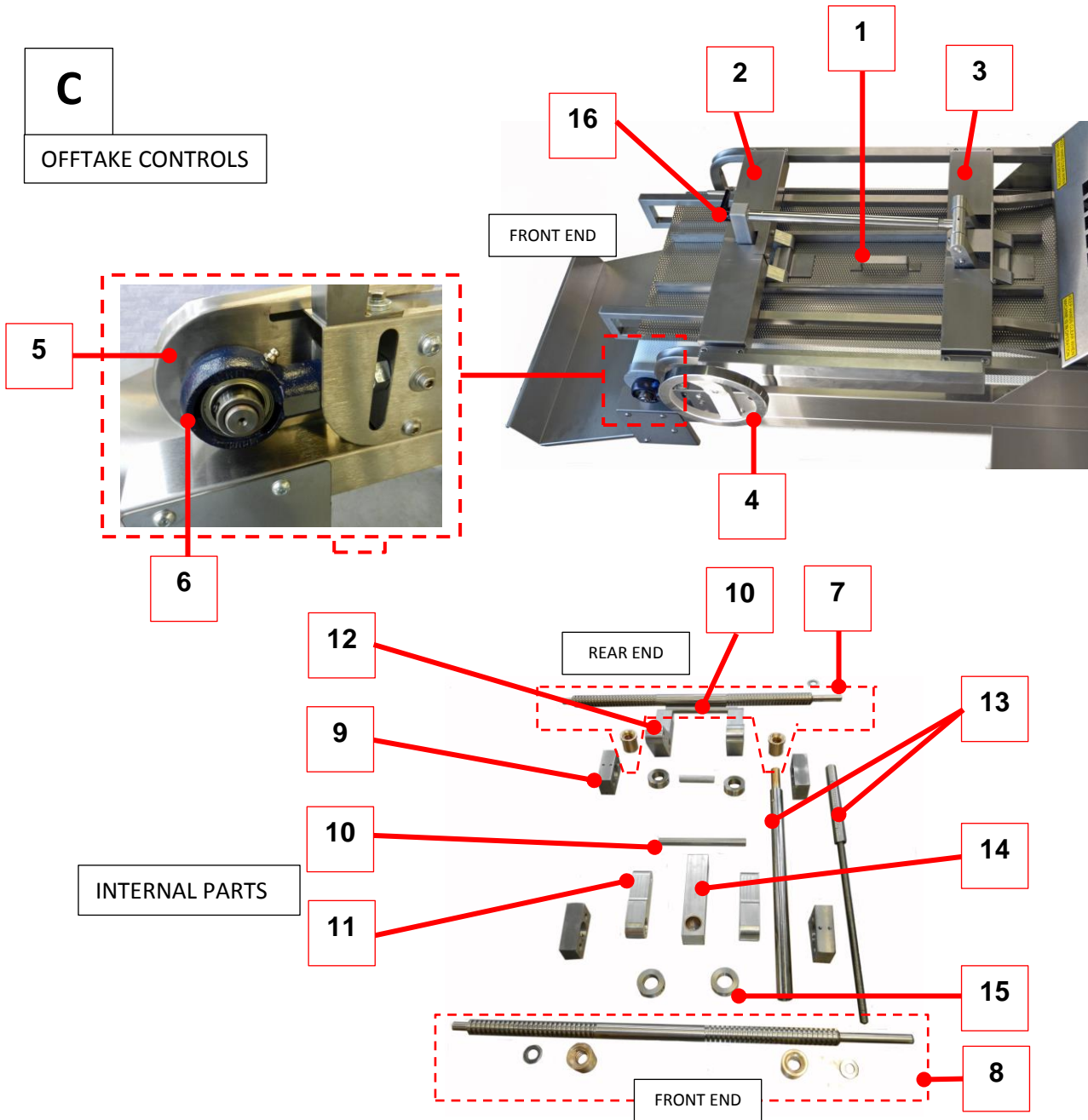
<u>ITEM</u>	<u>PART NUMBER</u>	<u>DESCRIPTION</u>	<u>QTY</u>
A1	021-03D01000	22 TOOTH SPROCKET	2
A2	021-03D00700	18 TOOTH SPROCKET	3
A3	A900-07-075	22 TOOTH SPROCKET (NO KEYWAY)	1
A4	021-03D00600	12 TOOTH SPROCKET	1
A5	A900-08-010	DRIVE CHAIN	53" + 1 LINK
A6	A900-19-096	SPRING	1
A7		JOCKEY (TENSIONER) ASSEMBLY:-	1
	021-03D01600	JOCKEY PIVOT	1
	021-03D01700	ARM	1
	021-03D01800	AXLE	1
	021-03D01100	12 TOOTH IDLER SPROCKET	1
A8	B801-11-008	FRONT COVER SAFETY SWITCH	1
A9	021-08D01800	LIMIT SWITCH CAM	1
A10	021-01-00400	CHAIN RUN LABEL	1

B

MAIN DRIVE SIDE
(BEHIND COVER)



<u>ITEM</u>	<u>PART NUMBER</u>	<u>DESCRIPTION</u>	<u>QTY</u>
B1	A900-09-107	PULLEY	1
B2	A900-21-056	"V" BELT	1
B3	B809-74-089	MOTOR	1
B4	A900-09-106	PULLEY	1
B5	P700-07-010	KNOB	1
B6	A900-19-049	SPRING	1
B7	021-04D01700	LEVER	1
B8	021-04-05300	CAM SHAFT AND LEVER	1




<u>ITEM</u>	<u>PART NUMBER</u>	<u>DESCRIPTION</u>	<u>QTY</u>
C1	021-07D10200	PRESSURE BOARD ASSEMBLY	1
C2	021-07-16800	FRONT LEAD SCREW COVER	1
C3	021-07-209	REAR LEAD SCREW COVER	1
C4	021-07-21001	2 SPOKE HANDWHEEL	1
C5	021-06-15500	LEFT CONVEYOR FINGER GUARD	1
	021-06-15501	RIGHT CONVEYOR FINGER GUARD	1
C6	021-06D03500	FRONT ROLLER BEARING	2
C7	021-07-11500	SCREW AND NUT ASSEMBLY REAR	1
C8	021-07-11600	SCREW AND NUT ASSEMBLY FRONT	1
C9	021-07-16700	LEAD SCREW NUT HOUSING	4
C10	021-07D01200	SPINDLE	2
C11	021-07-19900	FRONT TOGGLE	2
C12	021-07-20700	REAR TOGGLE	1
C13	021-07-18700	SCREW AND TUBE ASSEMBLY	1
C14	021-07-15700	SHACKLE BLOCK	1
C15	021-07-18600	COLLAR	4
C16	P700-07-023	CRANKED HANDLE	1




D

INFEED AND MOULDING ROLLERS

FRONT VIEW



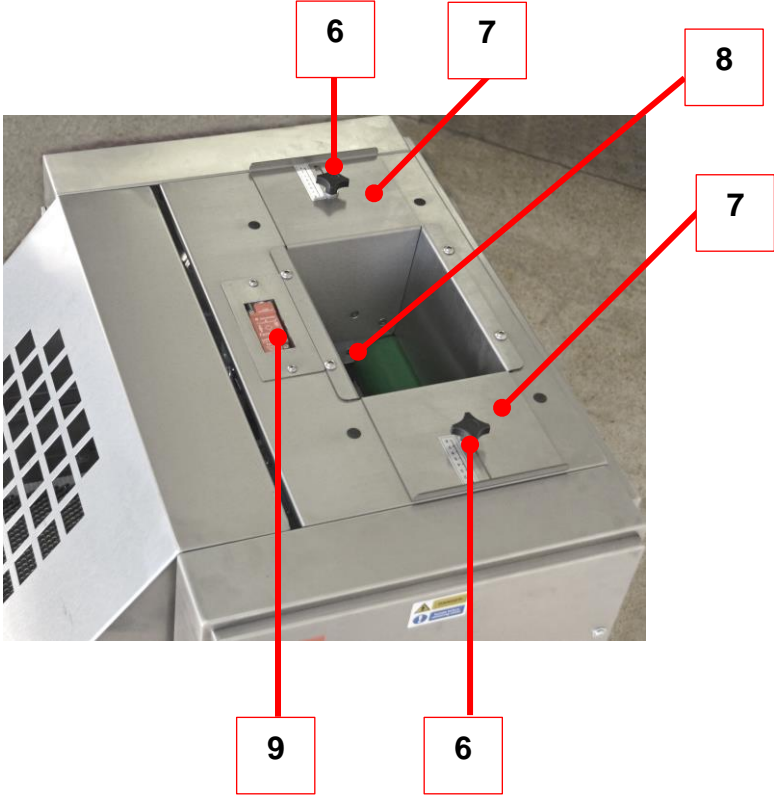
REAR VIEW



5

<u>ITEM</u>	<u>PART NUMBER</u>	<u>DESCRIPTION</u>	<u>QTY</u>
D1	021K04D01300	SCRAPER	4
	021-04D01100	SCRAPER SUPPORT BAR	4
D2	021-04D00700	SHEETING ROLLER	4
D3	021-05D03000	CURLING CHAIN ASSEMBLY	1
D4	A900-19-023	TENSION SPRING	2
D5	A900-06-026	BEARING	8


TOP VIEW
 INFEEED HOPPER NOT SHOWN



<u>ITEM</u>	<u>PART NUMBER</u>	<u>DESCRIPTION</u>	<u>QTY</u>
D6	P700-04-034	THUMB SCREW	2
D7	021-02-07100	HOPPER END PLATE	2
D8	021-02-07300	SIDE CHECK	2
D9	B818-07-008	SAFETY SWITCH	1

E

ELECTRICAL COMPONENTS



<u>ITEM</u>	<u>PART NUMBER</u>	<u>DESCRIPTION</u>	<u>QTY</u>
E1	B850-03-001	MAIN MOTOR CONTACTOR	1
E2	B850-01-002	THERMAL OVERLOAD	1
E3	B801-12-015	STOP BUTTON	1
	B801-14-001	CONTACT BLOCK	1
E4	B801-12-002	START BUTTON	1
	B801-14-002	CONTACT BLOCK	1
E5	B801-11-009	REAR ACCESS COVER SAFETY SWITCH	1
E6	B818-07-008	HOPPER SAFETY SWITCH	1
E7	B801-11-008	FRONT COVER SAFETY SWITCH	1
E8	B809-74-018	MAIN MOTOR	1