



[www.monoequip.com](http://www.monoequip.com)



# Omega

## DOUGH DEPOSITOR

### — **SPARES MANUAL** —

### MACHINE NO.FG079

When ordering spares please quote the **machine serial number** which can be found on the silver information plate of the machine and on the front cover of your manual.

**MONO EQUIPMENT**  
Queensway  
Swansea West Industrial Estate  
Swansea. SA5 4EB UK

Tel. +44(0)1792 561234  
email:[spares@monoequip.com](mailto:spares@monoequip.com)  
Spares Tel. +44(0)1792 564039  
Fax. 01792 561016



## Omega TOUCH

---

PAGE 4	BASE MACHINE COMPONENTS
PAGE 5	ELECTRICAL COMPONENTS
PAGE 6	MECHANICAL COMPONENTS



## Omega PLUS INCLUDING WIRECUT

---

PAGE 8	BASE MACHINE COMPONENTS
PAGE 9	ELECTRICAL COMPONENTS
PAGE 10	MECHANICAL COMPONENTS



## Omega PLUS

---

PAGE 12	BASE MACHINE COMPONENTS
PAGE 13	ELECTRICAL COMPONENTS
PAGE 14	MECHANICAL COMPONENTS



PAGE 16 HOPPER – SOFT DOUGH

PAGE 17 HOPPER – HARD DOUGH (OMEGA PLUS ONLY)

PAGE 18 **OMEGA TLCC/LMC TO M251 CONVERSION KITS**  
(Converts older machines to latest specification controller and screen)



# — Omega TOUCH —

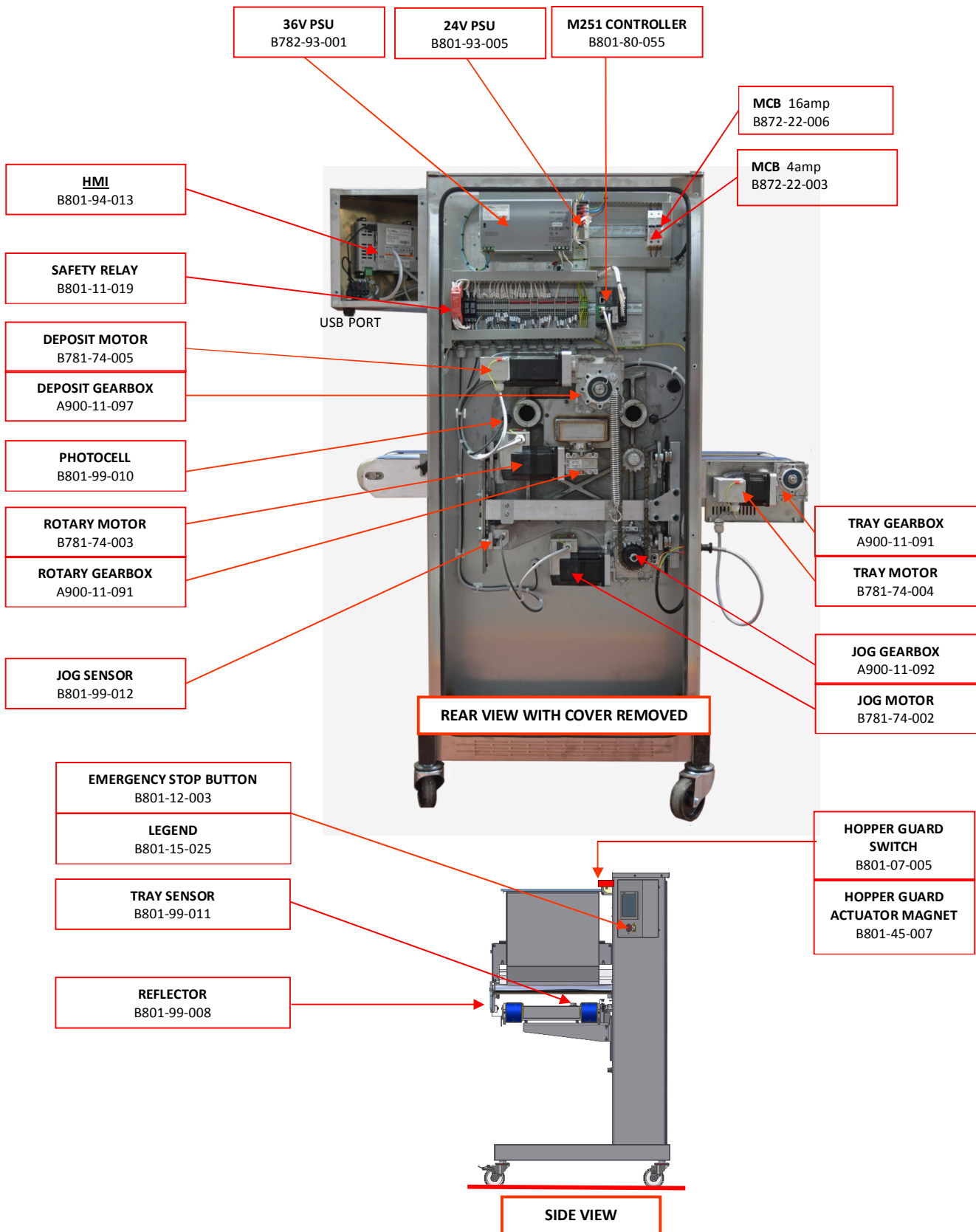


**BASE MACHINE SPARES LIST**

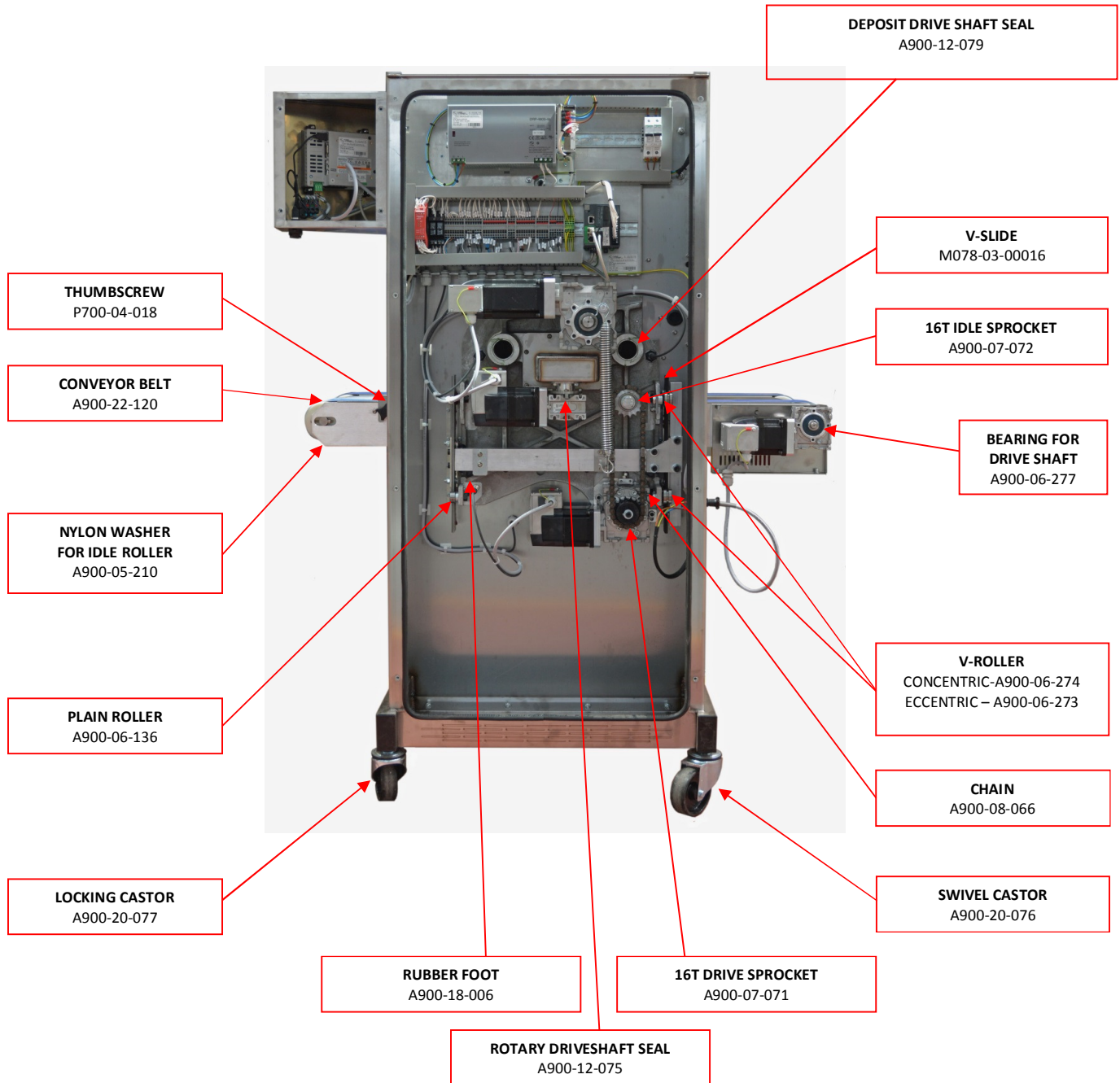
Omega TOUCH

<b>Spares Item Description</b>	<b>Mono Part No.</b>	<b>Qty Req. per M/C</b>
Deposit Gearbox	A900-11-095	1
Jog Gearbox	A900-11-092	1
Rotary Gearbox	A900-11-091	1
Tray Gearbox	A900-11-091	1
Concentric Guide Roller	A900-06-274	2
Eccentric Guide Roller	A900-06-273	2
Slide Plate	078-03-00016	2
Jog Drive Chain	A900-08-066	1
Simplex Sprocket 16T 1/2" Pitch	A900-07-071	1
Idler Sprocket 16T 1/2" Pitch	A900-07-072	1
Circlip-Ext Metric 14mm Dia	A900-01-280	1
Circlip-Ext Metric 24mm Dia	A900-01-193	1
Drive Shaft – Hopper	078-03-00015	1
Rotary Drive Shaft	078-03-00011	1
Drive Gear - Rotary Template	078-03-00010	1
Lip Seal (Rotary Drive Shaft)	A900-12-075	1
Lip Seal (Deposit Drive Shaft)	A900-12-079	1
End Guard	078-11-00001	1
Retainer – End Guard	078-11-00002	2
Spacer - 450/580mm Hopper	078-11-00003	1
Spacer – 400mm	078-11-00004	1
Seal-Rear Cover	A900-25-309	1





**REAR VIEW WITH COVER REMOVED**





# — Omega PLUS — WITH WIRECUT



**BASE MACHINE SPARES LIST**

Omega PLUS -- WIRECUT VERSION

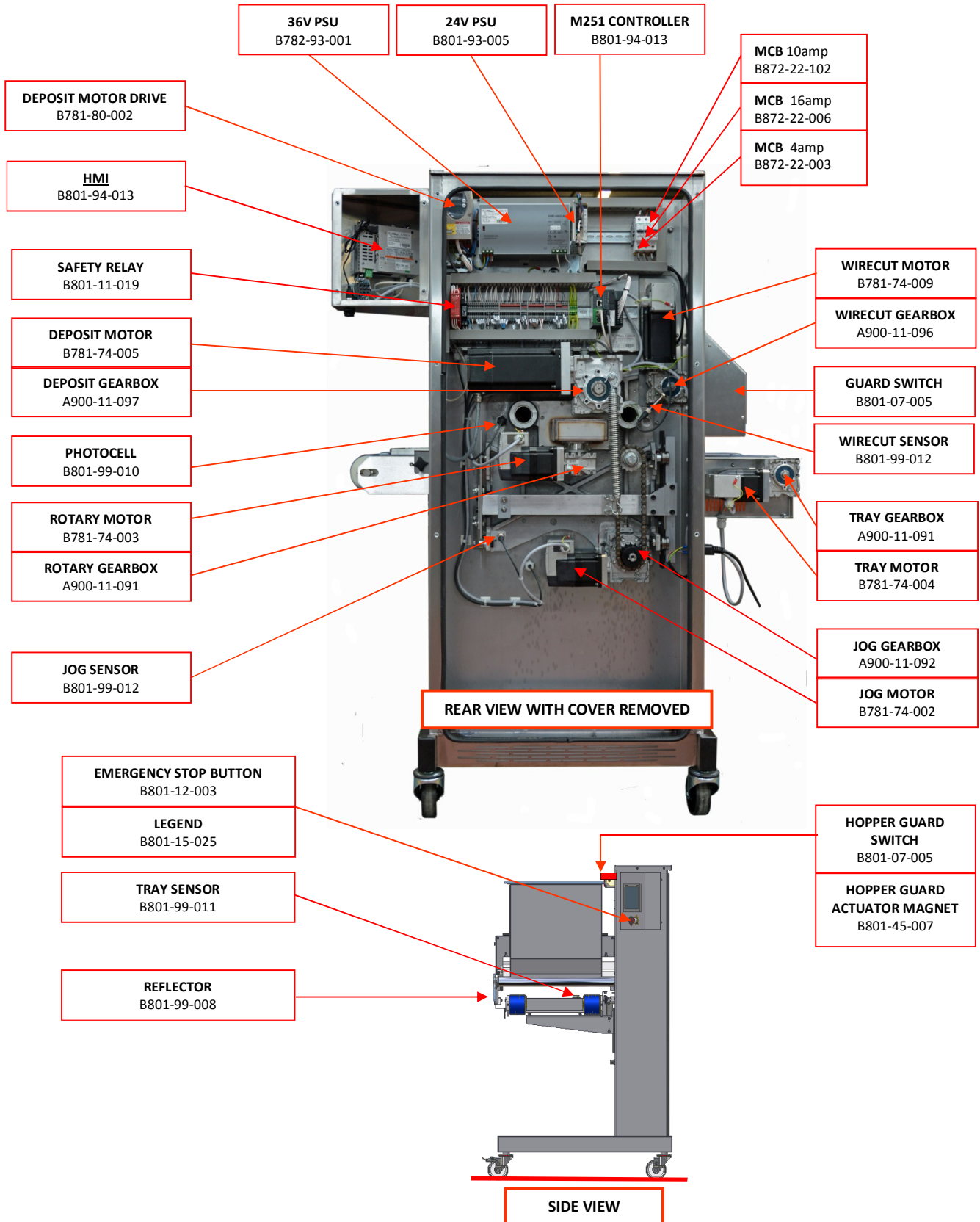
<b>Spares Item Description</b>	<b>Mono Part No.</b>	<b>Qty Req. per M/C</b>
Deposit Gearbox	A900-11-097	1
Jog Gearbox	A900-11-092	1
Rotary Gearbox	A900-11-091	1
Tray Gearbox	A900-11-091	1
Concentric Guide Roller	A900-06-274	2
Eccentric Guide Roller	A900-06-273	2
V Slide	078-03-00016	1
Slide Plate	078-03-00027	1
Jog Drive Chain	A900-08-066	1
Simplex Sprocket 16T 1/2" Pitch	A900-07-071	1
Idler Sprocket 16T 1/2" Pitch	A900-07-072	1
Circlip-Ext Metric 14mm Dia	A900-01-280	1
Circlip-Ext Metric 24mm Dia	A900-01-193	1
Drive Shaft – Hopper	078-03-00015	1
Rotary Drive Shaft	078-03-00011	1
Drive Gear - Rotary Template	078-03-00010	1
Lip Seal (Rotary Drive Shaft)	A900-12-075	1
Lip Seal (Deposit Drive Shaft)	A900-12-079	1
End Guard	078-11-00036	1
End Guard (wirecut version)	078-11-00057	1
Retainer – End Guard	078-11-00035	2
Seal-Rear Cover	A900-25-309	1



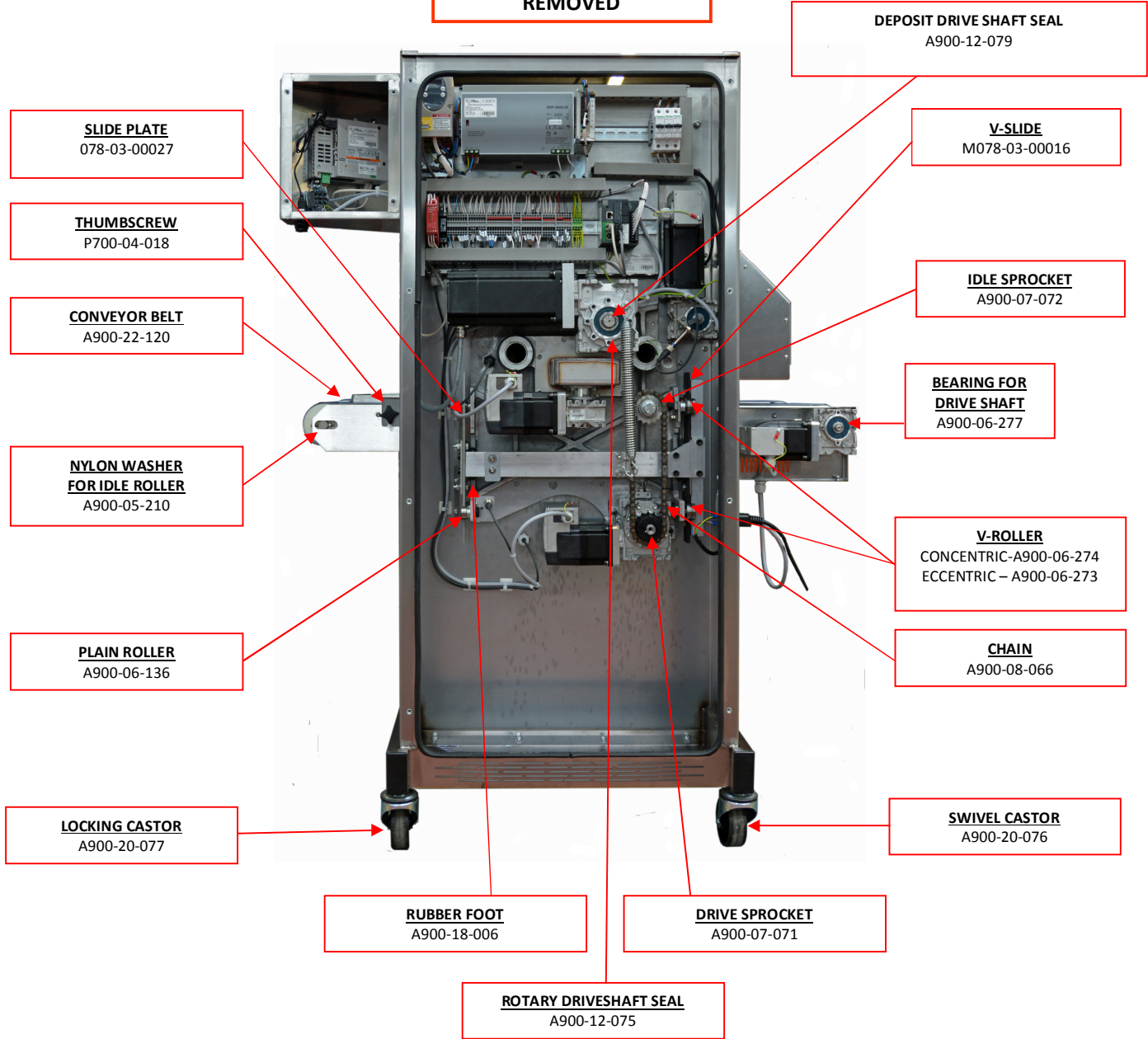


# ELECTRICAL COMPONENT LAYOUT PARTS

# Omega PLUS -- WIRECUT VERSION



**REAR VIEW WITH COVER REMOVED**





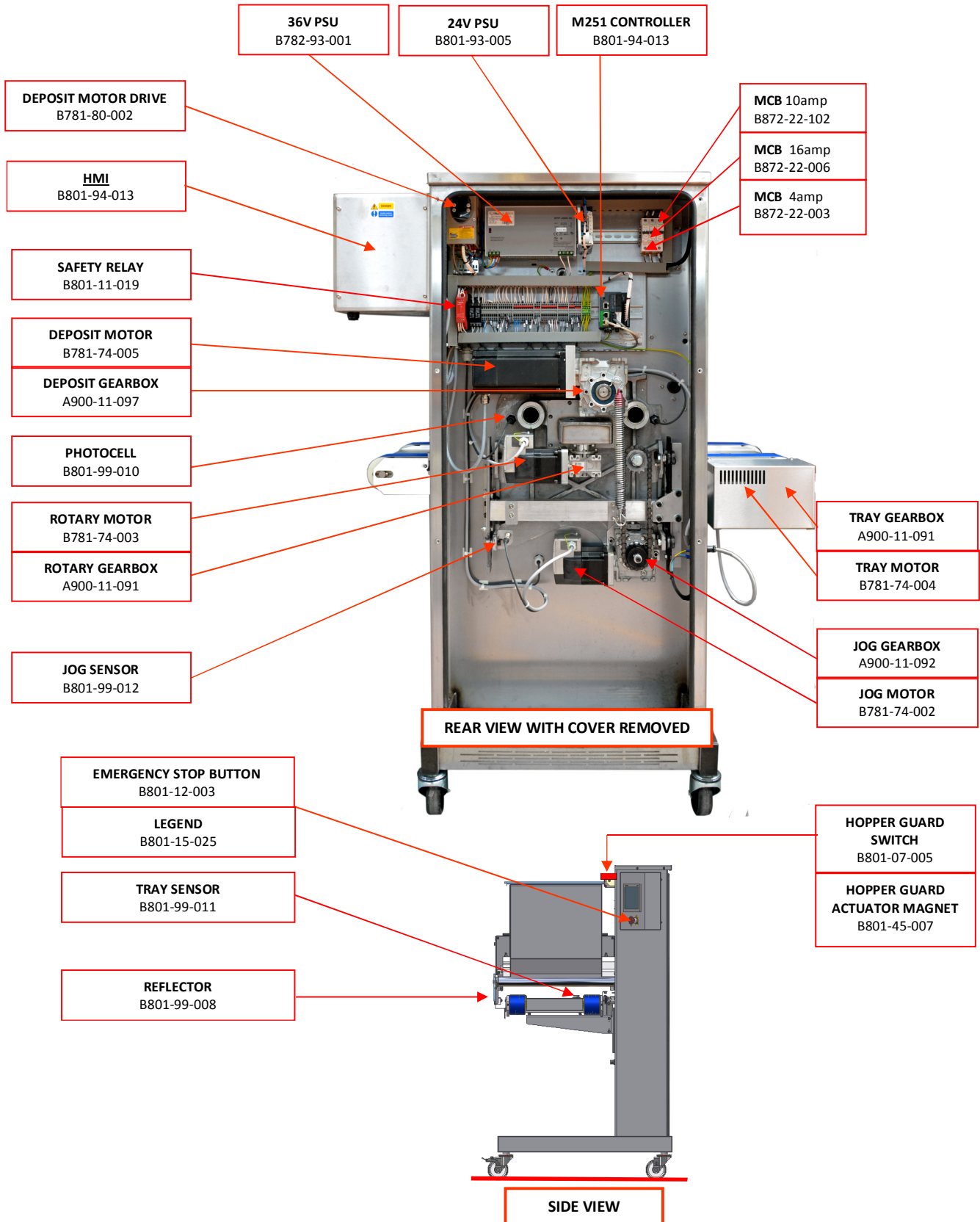
# —Omega PLUS.— NO WIRECUT



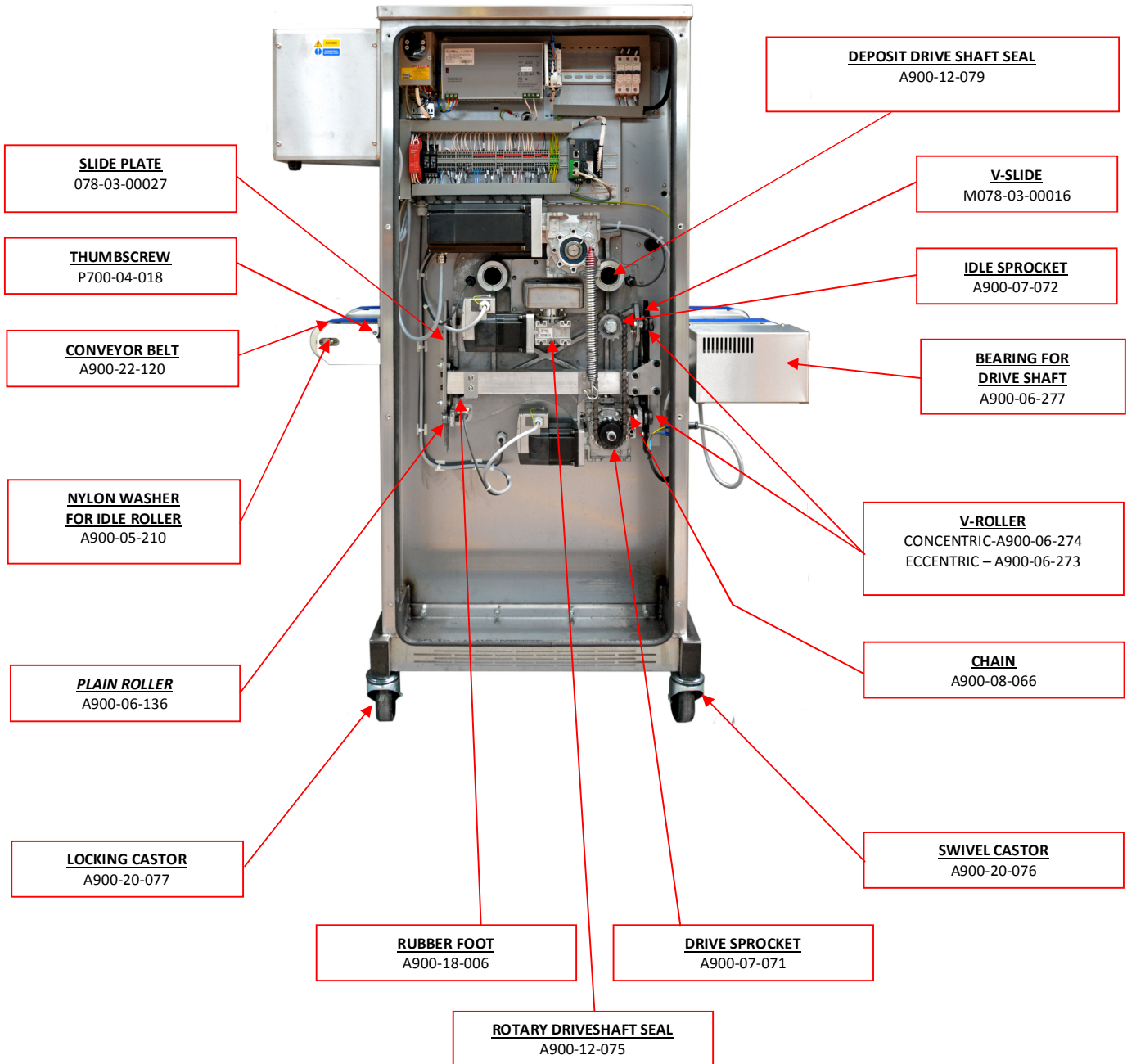
**BASE MACHINE SPARES LIST**Omega PLUS -- NO WIRECUT VERSION


<b>Spares Item Description</b>	<b>Mono Part No.</b>	<b>Qty Req. per Machine</b>
Deposit Gearbox	A900-11-097	1
Jog Gearbox	A900-11-092	1
Rotary Gearbox	A900-11-091	1
Tray Gearbox	A900-11-091	1
Concentric Guide Roller	A900-06-274	2
Eccentric Guide Roller	A900-06-273	2
V Slide	078-03-00016	1
Slide Plate	078-03-00027	1
Jog Drive Chain	A900-08-066	1
Simplex Sprocket 16T 1/2" Pitch	A900-07-071	1
Idler Sprocket 16T 1/2" Pitch	A900-07-072	1
Circlip-Ext Metric 14mm Dia	A900-01-280	1
Circlip-Ext Metric 24mm Dia	A900-01-193	1
Drive Shaft – Hopper	078-03-00015	1
Rotary Drive Shaft	078-03-00011	1
Drive Gear - Rotary Template	078-03-00010	1
Lip Seal (Rotary Drive Shaft)	A900-12-075	1
Lip Seal (Deposit Drive Shaft)	A900-12-079	1
End Guard	078-11-00036	1
End Guard (wirecut version)	078-11-00057	1
Retainer – End Guard	078-11-00035	2
Seal-Rear Cover	A900-25-309	1





**REAR VIEW WITH  
COVER REMOVED**





# — Omega —

# HOPPER PARTS



**HOPPER FABRICATION**

STANDARD CAPACITY

M078-09-00008 (400mm)  
 M078-09-00001 (450mm)  
 M078-09-00046 (580mm)

EXTENDED CAPACITY

M073-09-00200 (400mm)  
 M073-09-00202 (450mm)  
 M073-09-00203 (580mm)

**END CAP (NON-DRIVE SIDE)**  
 M073-09-03200

**END CAP ASSEMBLY (NON-DRIVE SIDE)**  
**M073-KMX002**  
 (END CAP AND BUSHES FITTED)

**END CAP BUSH**  
 M073-09-00600

**WINGNUT**  
 A900-04-043

HOPPER SEAL

A900-12-083 (400mm)  
 A900-12-084 (450mm)  
 A900-12-085 (580mm)

DRIVEN GEAR

M073-09-00702 (400mm)  
 M073-09-01602 (450mm)  
 M073-09-01702 (580mm)

**WINGNUT**  
 A900-04-147

**END CAP (DRIVE SIDE)**  
 M073-09-00500

**END CAP ASSEMBLY (DRIVE SIDE)**  
**M073-KMX001**  
 (END CAP AND BUSHES FITTED)

**END CAP BUSH**  
 M073-09-00600

DRIVE GEAR

M073-09-00700 (400mm)  
 M073-09-01600 (450mm)  
 M073-09-01700 (580mm)

**END CAP SEAL**  
 A900-12-074

**TEMPLATES TO CUSTOMER REQUIREMENTS**

- ROTARY
- STANDARD
- DIE
- STAGGERED
- SHEETING
  - NON-DRIP
  - MULTI SHEETING
- INJECTION

**POUR-THROUGH TOP GUARD (NOT SHOWN)**

STANDARD	400MM	078-11-00066
	450MM	078-11-00067
	580MM	078-11-00068
EXTENDED	400MM	078-11-00063
	450MM	078-11-00064
	580MM	078-11-00065

Actuator magnet on all guards B801-45-007





## **OMEGA TLCC/LMC TO M251 CONVERSION KITS**

**(Converts older machines to latest specification controller and screen)**

### **M079-KSE009 OMEGA DEPOSITOR TLCC TO M251 CONVERSION KIT**

Comprises of :

- 078-25-00051 CONVERSION BRACKET & FIXINGS (manufactured)
  - M079-KSE006 TLCC TO M251 CONVERSION (HAC Ref: H300-001-0063)
    - H200-004-038 Omega depositor MK3 M251 controller
    - H200-005-011 Omega depositor MK3 HMI
    - H200-007-010 Ethernet cat 6 patch cable 1.5m
    - H200-100-060 Omega TLCC to M251 IO and power loom
    - H200-007-011 Omega TLCC to M251 canopen comms cable.
    - H100-007-012 TM3 expansion module 8 input 24V DC
    - H200-003-073 USB stick blank FAT32
    - TS35 DIN Rail for mounting M251 (TLCC 90mm)
- Also to include instructions - M251 Conversion procedure (TLCC)

### **M079-KSE007 OMEGA DEPOSITOR LMC (GT) TO M251 CONVERSION KIT**

HAC Ref: H300-001-0064

Comprises of :

- H200-004-038 Omega depositor MK3 M251 controller
  - H200-005-011 Omega depositor MK3 HMI
  - H200-007-010 Ethernet cat 6 patch cable 1.5m
  - H200-100-061 Omega LMC to M251 IO and power loom
  - H200-007-012 Omega LMC to M251 canopen comms cable.
  - H100-007-012 TM3 expansion module 8 input 24V DC
  - H200-003-073 USB stick blank FAT32
  - TS35 DIN Rail for mounting M251 (LMC 410mm)
- Also to include instructions - M251 Conversion procedure (LMC)

### **M079-KSE008 OMEGA DEPOSITOR LMC (GTO) TO M251 CONVERSION KIT**

HAC Ref: H300-001-0065

Comprises of :

- H200-004-038 Omega depositor MK3 M251 controller
  - H200-003-064 Omega depositor MK3 HMI USB stick 4.3.0.0.A
  - H200-007-010 Ethernet cat 6 patch cable 1.5m
  - H200-100-061 Omega LMC to M251 IO and power loom
  - H200-007-012 Omega LMC to M251 canopen comms cable.
  - H100-007-012 TM3 expansion module 8 input 24V DC
  - H200-003-073 USB stick blank FAT32
  - TS35 DIN Rail for mounting M251 (LMC 410mm)
- Also to include instructions - M251 Conversion procedure (LMC)