

- /6.1  DQ0 HOT VALVE  
%QX0.2
- /6.3  DQ2 MIXER 1 OUTPUT VALVE  
%QX0.4
- NC
- /6.4  DQ3 MIXER 2 OUTPUT VALVE  
%QX0.5
- DQ5  
%QX0.7
- NC



# Common Spare Parts Manual

## Eco-Flow ZERO Water Meter

### FG011-A01, FG011-A02, FG011-A03, FG011-A04



- D
- V-
  - FQ0  
PTO00
  - C0
  - DIO  
%IX0.2
  - C1
  - DI2  
%IX0.4
  - DI4  
%IX0.6
  - /8.1  TI0-
  - EX0-
  - /8.2  TI1-
  - EX1-
  - C2
  - AIC0  
%IW2
  - C3
  - /9.2  AQ1 HOT / CHILLED PROP VALVE  
%QW3

/7.1

C

/8.2

/9.1

- EX0+
- %IW4
- TI1+ WATER TEMPERATURE
- %IW5
- EX1+
- %IW5
- AIV0
- %IW2
- AIV1
- %IW3
- AIC1
- %IW3
- /9.1  AQ0 AMBIENT PROP VALVE  
%QW2

# Electrical Spares

## Proportional Solenoid Valve



**Part no:** A900-34-413

**Dimensions:** Inlet/Outlet: 1/2"

## Proportional Valve Coil



**Part no:** B867-06-004

**Dimensions:** 79mm(w) x 30mm(d)  
x 20mm(h)

## Flow Meter



**Part no:** A900-34-396

**Dimensions:** Inlet / Outlet: 3/8"  
55mm(w) x 30mm(h)


## Controller & HMI Screen



**Part no:** B801-93-027

**Dimensions:** 5.7" Screen 169mm(w)  
x 129mm(h) x 75mm(d)

## HMI Screen



**Part no:** B801-93-029

**Dimensions:** 5.7" Screen 169mm(w)  
x 129mm(h) x 25mm(d)

## Controller



**Part no:** B801-93-031

**Dimensions:** 5.7" Screen 169mm(w)  
x 129mm(h) x 50mm(d)

## Power Supply



**Part no:** B801-93-032

**Dimensions:** 150mm(w) x 144mm(h)  
x 38mm(d)

## Remote I/O Module



**Part no:** B801-80-045

**Dimensions:** 55mm(w) x 90mm(h)  
x 70mm(d)

## Solenoid Valve Push Fit



**Part no:** A900-34-397

**Dimensions:** Inlet/Outlet: 3/8"

# Electrical Spares

## Hand Held Probe



<b>Part no:</b>	B842-96-006
<b>Dimensions:</b>	Probe Length: 115mm Probe Diam: 3.3mm Cable Length: 2m

## Size 14 Cable Clamp Shell



<b>Part no:</b>	B842-25-022
<b>Dimensions:</b>	Cable Opening: 7mm - 18.5mm

## 12 Way Female Plug



<b>Part no:</b>	B842-25-021
<b>Dimensions:</b>	Length: 38mm Diam: 28mm

## Facia Socket K Type Thermocouple



<b>Part no:</b>	B900-96-001
<b>Dimensions:</b>	14.25mm(w) x 23.3mm(h) x 21.5mm(d)

## K-Type Thermocouple, Grounded Junction 0.5mm Diam



<b>Part no:</b>	B873-95-009
<b>Dimensions:</b>	Probe Length: 200mm Cable Length: 1.5m

## USB Extension Cable



<b>Part no:</b>	B801-93-028
<b>Dimensions:</b>	Cable Length: 1m Cap: 25m x 40mm

## Sounder



<b>Part no:</b>	B723-92-002
<b>Dimensions:</b>	60mm(w) x 44mm(d) x 52mm (diam)

## 3 Pin 13A Mains Plug



<b>Part no:</b>	B835-25-002
<b>Dimensions:</b>	N/A

## Mixer Connection Cables



<b>Part no:</b>	B801-93-030
<b>Dimensions:</b>	Length: 3m

# Electrical Spares

## Ethernet Socket



<b>Part no:</b>	B842-06-035
<b>Dimensions:</b>	Sealed 22mm


## USB Socket



<b>Part no:</b>	B842-06-036
<b>Dimensions:</b>	Sealed 22mm

# Mechanical Spares

## Neoprene Door Seal Tape



<b>Part no:</b>	A900-12-036
<b>Dimensions:</b>	Length: 275mm x 2 Length: 410mm x 2

## Chrome Pipe Installation Kit



<b>Part no:</b>	011-02-01400
<b>Dimensions:</b>	Length: 1m

## Chrome Pipe Installation Kit Straight Only



<b>Part no:</b>	011-02-01300
<b>Dimensions:</b>	Length: 1m

## Chrome Pipe Installation Kit Offset



<b>Part no:</b>	011-02-01200
<b>Dimensions:</b>	Length: 1m Offset: 30mm

## Polythene Tube



<b>Part no:</b>	A900-23-014
<b>Dimensions:</b>	Length: 1m Diameter: 19mm

## Double Hinge



<b>Part no:</b>	A900-27-231
<b>Dimensions:</b>	N/A

## Non Return Valve



<b>Part no:</b>	A900-34-398
<b>Dimensions:</b>	22mm x 22mm

## Door Latch



<b>Part no:</b>	A900-27-232
<b>Dimensions:</b>	N/A

## Door Key - Triangular



<b>Part no:</b>	A900-27-099
<b>Dimensions:</b>	N/A

# Mechanical Spares

## Lanyard



**Part no:** A900-34-412

**Dimensions:** 377mm Length

## Lanyard



**Part no:** A900-34-411

**Dimensions:** 456mm Length

## Bowl Crook



**Part no:** 310-00-00800

**Dimensions:** N/A

## Isolation Valve



**Part no:** A900-34-406

**Dimensions:** 15mm Compression

## Removable Filter



**Part no:** A900-34-399

**Dimensions:** 15mm Compression

## Hose Push Fit




**Part no:** A900-34-407

**Dimensions:** 15mm Compression

# Mechanical Spares

**Copperwork Backplate Complete**



<b>Part no:</b>	011-02-01500
<b>Dimensions:</b>	N/A

**Copperwork Backplate Section A**



<b>Part no:</b>	011-02-01600
<b>Dimensions:</b>	N/A

**Copperwork Backplate Section B**



<b>Part no:</b>	011-02-01700
<b>Dimensions:</b>	N/A

**Copperwork Backplate Section C**

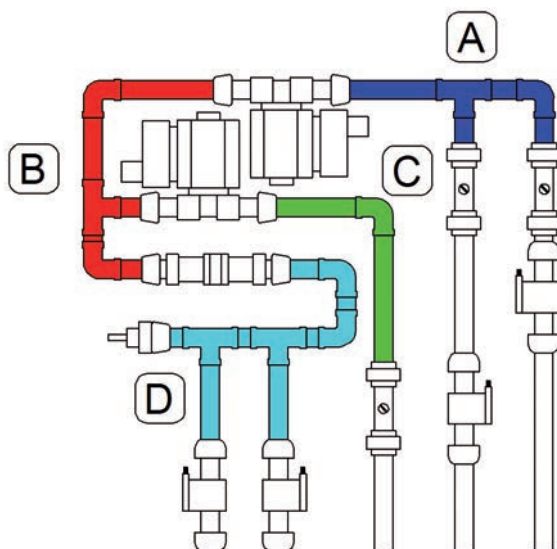


<b>Part no:</b>	011-02-01800
<b>Dimensions:</b>	N/A


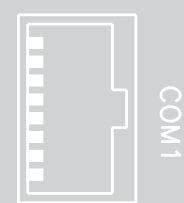

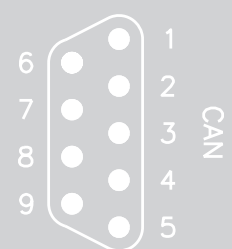

**Copperwork Backplate Section D**



<b>Part no:</b>	011-02-01900
<b>Dimensions:</b>	N/A







**MONO Equipment**

Queensway  
 Swansea West Industrial Park  
 Swansea  
 SA5 4EB  
 United Kingdom

**Spare Parts Department:**

Tel: +44 (0) 1792 564039 or +44 (0) 1792 564048  
 Email: spares@monoequip.com

**Technical Support Department:**

Tel: +44 (0) 1792 564041  
 Email: techsupport@monoequip.com

**Service & Maintenance Department:**

Tel: +44 (0) 1792 561000  
 Email: service@monoequip.com

**Main Switchboard:**

Tel: +44 (0) 1792 561234

